


CABIN AIR FILTER

IDENTIFICATION / INSTALLATION

FORD

AF1067 / AFC1067

**Ford Freestar, Windstar;
Mercury Monterey**

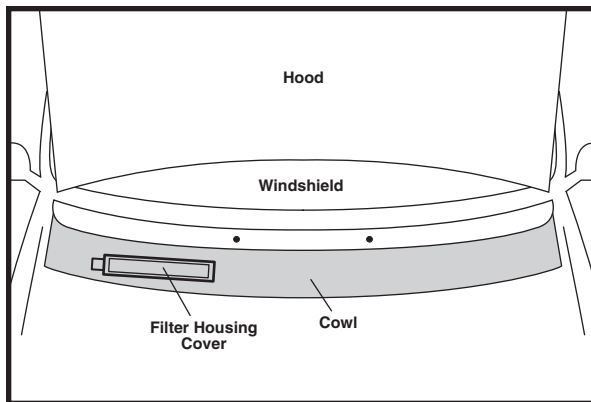


OE: XF2Z-19N619-AB

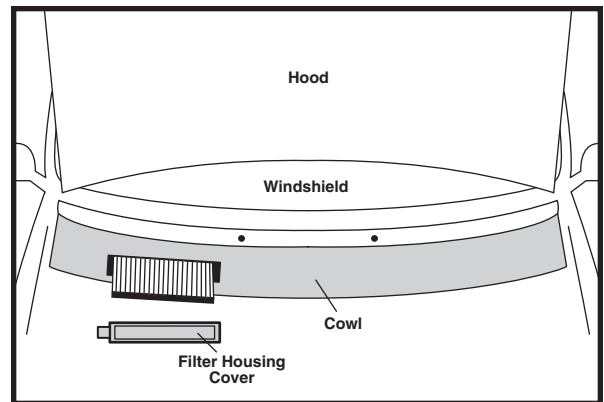
Fits: 2004-07 Ford Freestar, Mercury Monterey
1999-2003 Ford Windstar

Size: 11 13/32 x 5 3/16 x 31/32
(289.7 x 131.8 x 24.6)

A.Gskt.: [1] Attached



1. Open hood.
2. Unsnap and remove filter housing cover on passenger side of cowl.



3. Replace filter and reassemble.

Notice: The information provided is based on the latest authoritative information available at press time. However, due to manufacturers' changes, and year and model variations, Hastings Premium Filters cannot be responsible for misapplications and instruction errors.



4400 East Highway 30 ■ P.O. Box 6006
Kearney, NE 68848-6006
PH: 800-887-8836 ■ FAX: 800-210-6906
Internet: www.hastingsfilter.com