

CABIN AIR FILTER

IDENTIFICATION / INSTALLATION

IMPORTS

AFC1147

**Maybach 57, 57 S, 62, 62 S, Landaulet;
Mercedes-Benz CL55 AMG, CL63 AMG,
CL65 AMG, CL500, CL550, CL600, E55 AMG,
E300D, E320, E420, E430, S55 AMG, S63 AMG,
S65 AMG, S350, S400, S430, S500, S550,
S600, SL500**

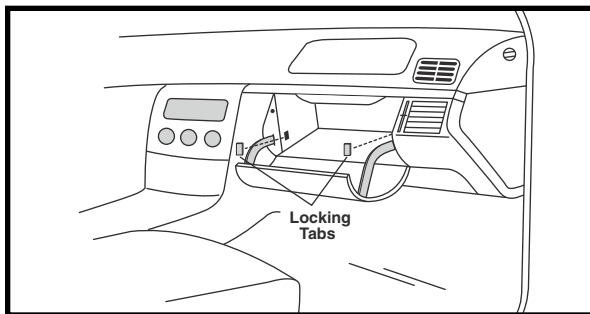


OE: 2108300018, 2108301018
Fits: 2003-on Maybach 57
2006-on Maybach 57 S, 62 S, Mercedes-Benz S65 AMG
2003-04, 2010-on Maybach 62
2009-on Maybach Landaulet
2001-06 Mercedes-Benz CL55 AMG, S55 AMG
2008-on Mercedes-Benz CL63 AMG, S63 AMG
2005-06, 2008-on Mercedes-Benz CL65 AMG
1999-2006, 2009 Mercedes-Benz CL500
2007-on Mercedes-Benz CL550, S550
1998-99 2001-on Mercedes-Benz CL600
1999-2002 Mercedes-Benz E55 AMG
1996-99 Mercedes-Benz E300D
1997-2002 Mercedes-Benz E320
1997 Mercedes-Benz E420
1998-2002 Mercedes-Benz E430
2006 Mercedes-Benz S350, SL500
2010-on Mercedes-Benz S400
2000-06 Mercedes-Benz S430, S500
2001-on Mercedes-Benz S600

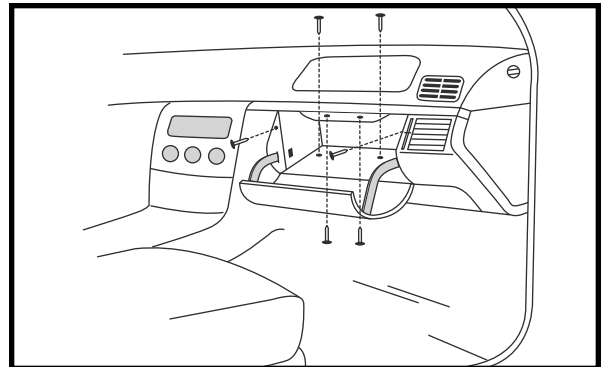
Size: 10 1/32 x 5 17/32 x 1 19/32
(254.8 x 140.5 x 40.5)

A.Gskt.: [1] Attached to Each Filter

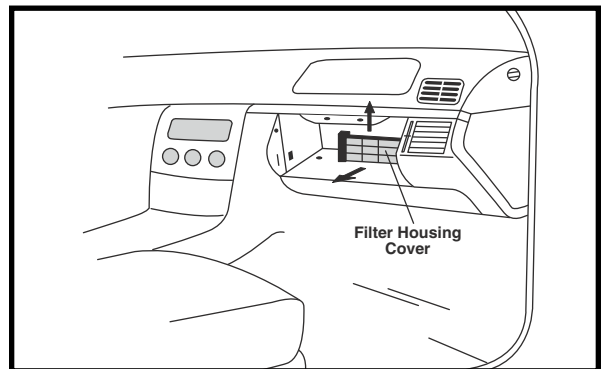
Note: 2 Required per Vehicle (Sold as Set of 2)



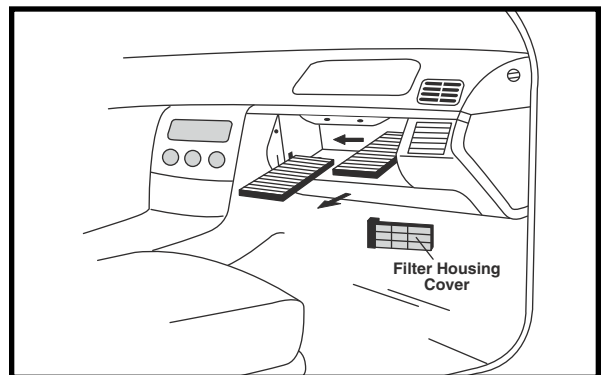
1. Open passenger side door.
2. Open glove compartment.
3. Remove locking tabs on left and right sides of glove compartment.



4. Remove screws on inside left, right, top and bottom of glove compartment.



5. Remove glove compartment.
6. Remove filter housing cover by sliding up, then toward seat.



7. Slide both filters to the left, then toward seat (one at a time) to remove.
8. Replace filters in reverse order and reassemble.

Notice: The information provided is based on the latest authoritative information available at press time. However, due to manufacturers' changes, and year and model variations, Hastings Premium Filters cannot be responsible for misapplications and instruction errors.



4400 East Highway 30 ■ P.O. Box 6006
Kearney, NE 68848-6006
PH: 800-887-8836 ■ FAX: 800-210-6906
Internet: www.hastingsfilter.com