


CABIN AIR FILTER

IDENTIFICATION / INSTALLATION

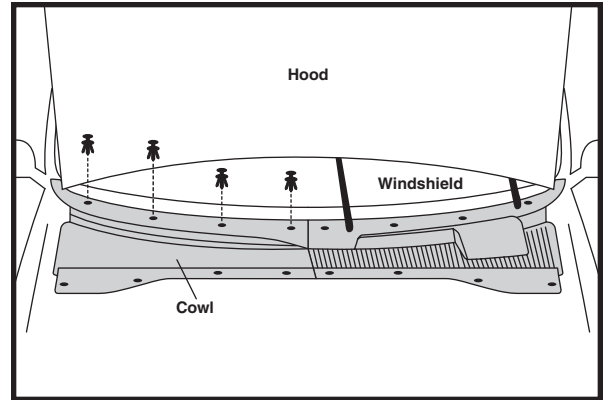
FORD

AF1148 / AFC1148

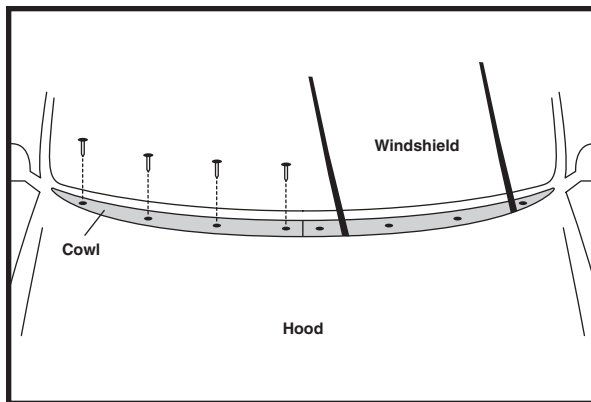
**Ford Escape, Escape Hybrid;
Mazda Tribute;
Mercury Mariner, Mariner Hybrid**



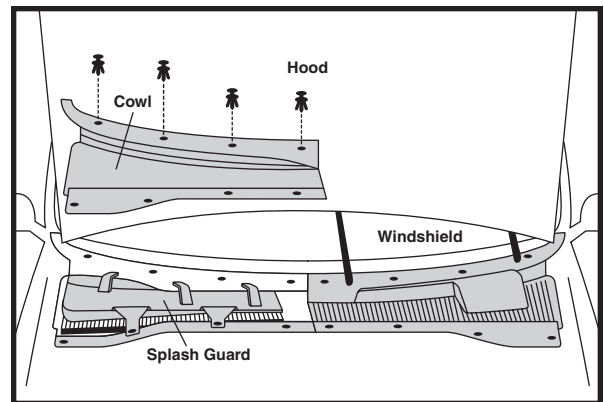
OE: YL8Z-19N619-AB
Fits: 2001-07 Ford Escape
2005-08 Ford Escape Hybrid
2001-06 Mazda Tribute
2005-07 Mercury Mariner
2006-07 Mercury Mariner Hybrid
Size: 10 11/32 x 6 23/32 x 1 13/32
(262.7 x 170.7 x 35.7)
A. Gskt.: [1] Attached



3. Open hood.
4. Remove retainers on passenger side of cowl.



1. Place windshield wipers in upright position.
2. Remove plastic caps and screws on passenger side of cowl.



5. Remove passenger side of cowl.
6. Unsnap splash guard and remove.
7. Replace filter and reassemble.

Notice: The information provided is based on the latest authoritative information available at press time. However, due to manufacturers' changes, and year and model variations, Hastings Premium Filters cannot be responsible for misapplications and instruction errors.



4400 East Highway 30 ■ P.O. Box 6006
Kearney, NE 68848-6006
PH: 800-887-8836 ■ FAX: 800-210-6906
Internet: www.hastingsfilter.com