

CABIN AIR FILTER

IDENTIFICATION / INSTALLATION

IMPORTS

AF1153 / AFC1153

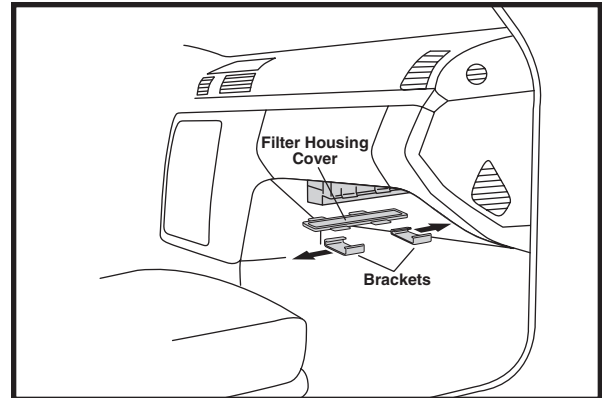
Mercedes-Benz C36, C43, C220, C230, C280, CLK55, CLK320, CLK320 Cabriolet, CLK430, CLK430 Cabriolet, SLK32 AMG, SLK230, SLK320; Chrysler Crossfire, Crossfire SRT6



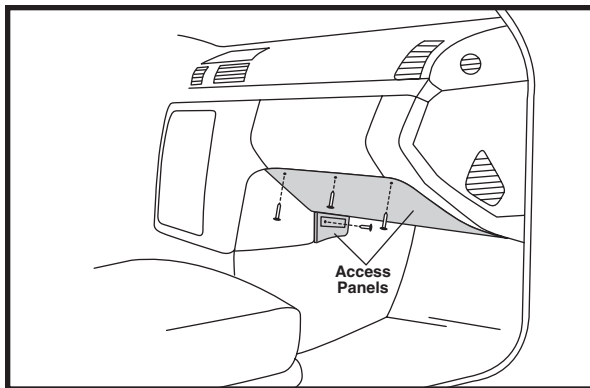
- OE:** 2028300018, 2108300818
- Fits:** 2004-08 Chrysler Crossfire
2006-07 Chrysler Crossfire SRT6
1995-97 Mercedes-Benz C36
1998-2000 Mercedes-Benz C43
1994-96 Mercedes-Benz C220
1997-2000 Mercedes-Benz C230
1994-2000 Mercedes-Benz C280
2001-02 Mercedes-Benz CLK55
1998-2002 Mercedes-Benz CLK320
2003 Mercedes-Benz CLK320 Cabriolet
1999-2002 Mercedes-Benz CLK430
2002-03 Mercedes-Benz CLK430 Cabriolet
2002-04 Mercedes-Benz SLK32 AMG
1999-2004 Mercedes-Benz SLK230
2001-04 Mercedes-Benz SLK320

Size: 10 1/2 x (6 1/4 to 8 3/8) x 2 1/16
(266.7 x (158.8 to 212.7) x 52.4)

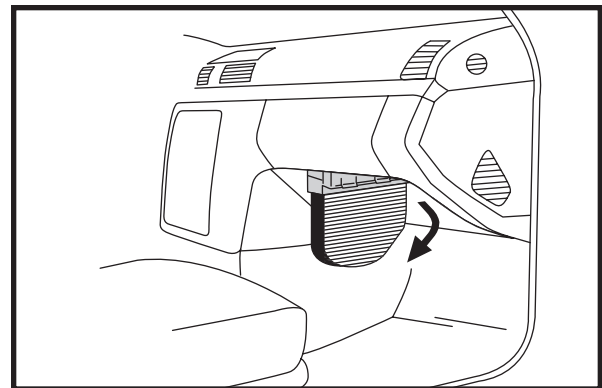
A. Gskt.: [1] Attached



4. Locate sliding bracket on filter housing cover.
5. Slide one bracket toward seat and one bracket toward front of vehicle to remove both housing cover and brackets.



1. Open passenger side door.
2. Remove screws on access panels located under glove compartment.
3. Remove access panels.



6. Rotate lower, back of filter, then pull down to remove.
7. Replace filter and reassemble.

Notice: The information provided is based on the latest authoritative information available at press time. However, due to manufacturers' changes, and year and model variations, Hastings Premium Filters cannot be responsible for misapplications and instruction errors.



4400 East Highway 30 ■ P.O. Box 6006
Kearney, NE 68848-6006
PH: 800-887-8836 ■ FAX: 800-210-6906
Internet: www.hastingsfilter.com