


CABIN AIR FILTER

IDENTIFICATION / INSTALLATION

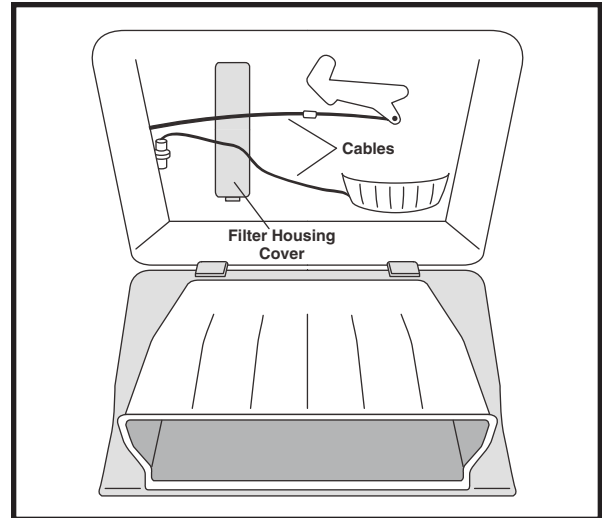
IMPORTS

AF1226 / AFC1226

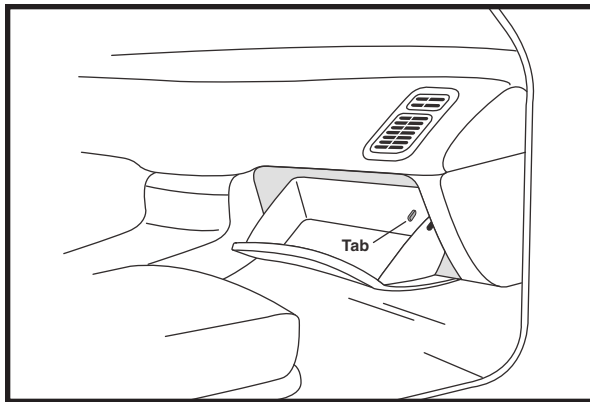
Hyundai Accent



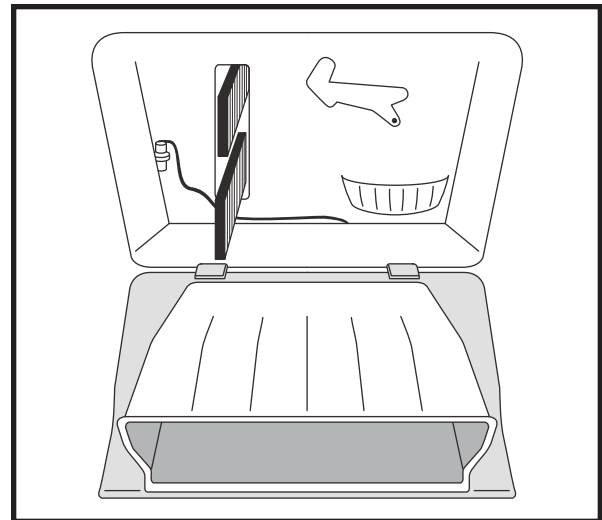
- OE:** 97617-1C000
Fits: 2003-06 Hyundai Accent
Size: 10 1/16 x 3 15/16 x 15/32
(255.6 x 100.0 x 11.9)
A. Gskt.: [1] Attached to Each Filter
Note: 2 Required per Vehicle (Sold as Set of 2)



5. Flip down glove compartment.
6. Disconnect cables.
7. Remove filter housing cover.



1. Open passenger side door.
2. Open glove compartment.
3. Close glove compartment part way to relieve pressure on tabs.
4. Remove tab on right side of glove compartment to release glove compartment.



8. Remove filters (one at a time).
9. Replace filters in reverse order and reassemble.

Notice: The information provided is based on the latest authoritative information available at press time. However, due to manufacturers' changes, and year and model variations, Hastings Premium Filters cannot be responsible for misapplications and instruction errors.



4400 East Highway 30 ■ P.O. Box 6006
Kearney, NE 68848-6006
PH: 800-887-8836 ■ FAX: 800-210-6906
Internet: www.hastingsfilter.com