

# CABIN AIR FILTER

## IDENTIFICATION / INSTALLATION

# IMPORTS

# AF1251 / AFC1251

Nissan Quest, Rogue, Sentra,  
Sentra SE-R, Sentra SE-R Spec V



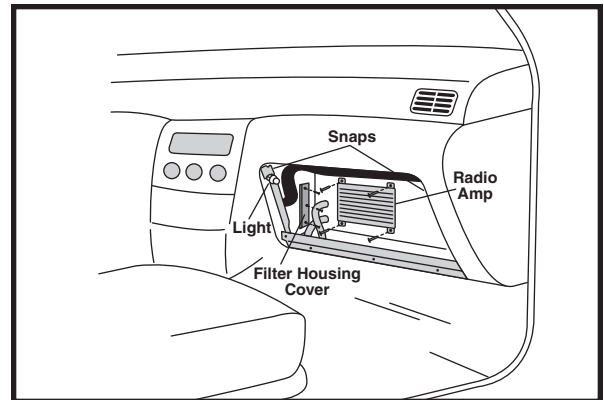
**OE:** 27299-5Z000, 27298-013007

**Fits:** 2004-09 Nissan Quest  
2010 Nissan Rogue  
2007-on Nissan Sentra, Sentra SE-R  
2008-on Nissan Sentra SE-R Spec V

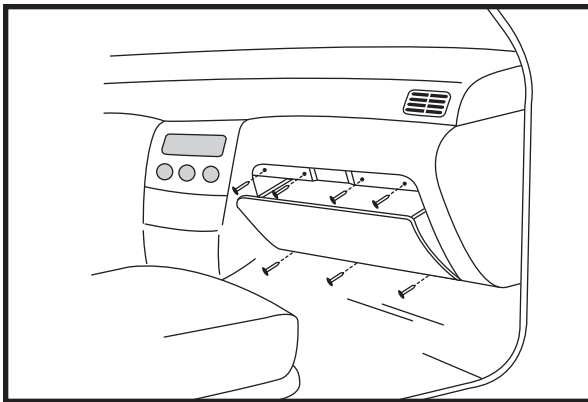
**Size:** 9 7/16 x 7 23/32 x 31/32  
(239.7 x 196.1 x 24.6)

**A. Gskt.:** [2] Attached to Each Filter

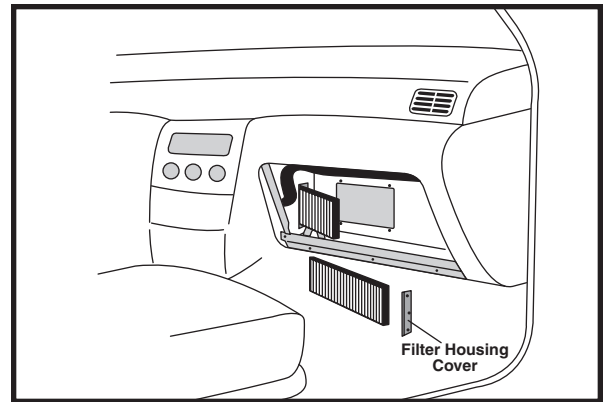
**Note:** 2 Required per Vehicle (Sold as Set of 2)



4. Remove glove compartment light.
5. Remove snaps.
6. Remove glove compartment.
7. Remove radio amp for easier access to filters.
8. Remove screws on filter housing cover and remove filter housing cover.



1. Open passenger side door.
2. Open glove compartment.
3. Remove screws on top and bottom of glove compartment.



9. Remove first filter.
10. Slide second filter up and then out.
11. Replace filters in reverse order and reassemble.

**Notice:** The information provided is based on the latest authoritative information available at press time. However, due to manufacturers' changes, and year and model variations, Hastings Premium Filters cannot be responsible for misapplications and instruction errors.



4400 East Highway 30 ■ P.O. Box 6006  
Kearney, NE 68848-6006  
PH: 800-887-8836 ■ FAX: 800-210-6906  
Internet: [www.hastingsfilter.com](http://www.hastingsfilter.com)