

# CABIN AIR FILTER

## IDENTIFICATION / INSTALLATION

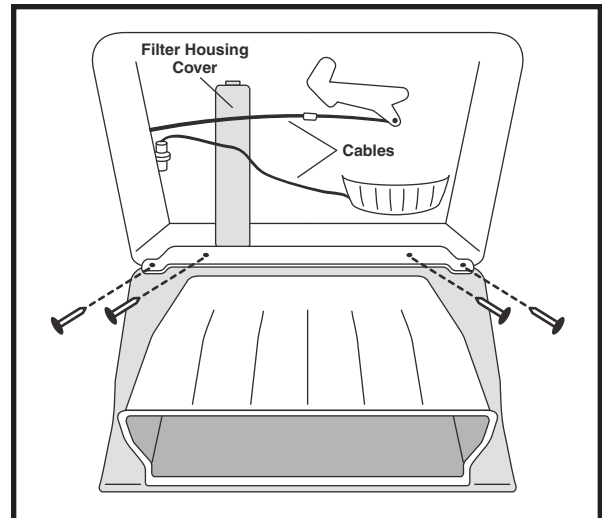
### IMPORTS

### AF1277 / AFC1277

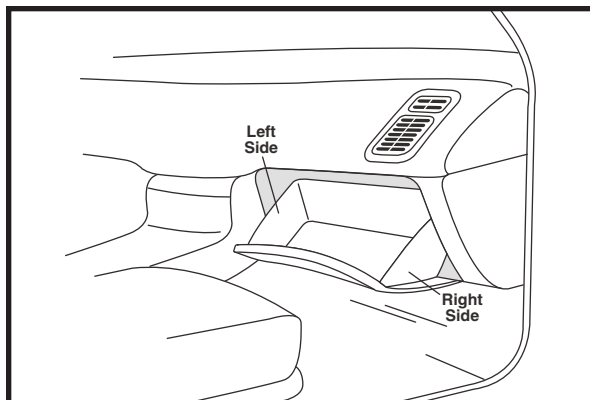
#### Hyundai Accent



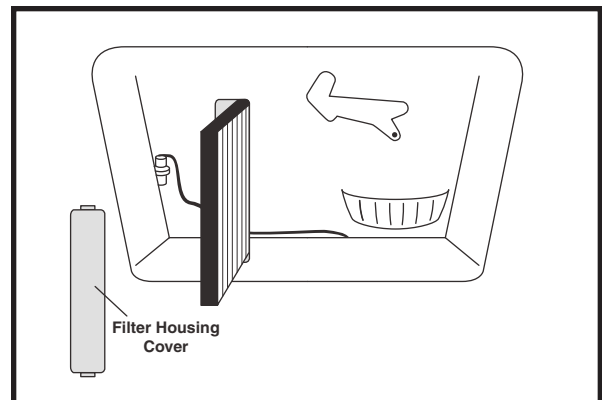
**OE:** 97610-37000, 97617-25000  
**Fits:** 2001-02 Hyundai Accent  
**Size:** 9 31/32 x 7 7/8 x 15/16  
(253.2 x 200.0 x 23.8)  
**A.Gskt.:** [1] Attached



4. Flip down glove compartment.
5. Remove screws on glove compartment.
6. Remove glove compartment.
7. Disconnect cables.
8. Remove filter housing cover.



1. Open passenger side door.
2. Open glove compartment.
3. Push in on left and right sides of glove compartment to release glove compartment.



9. Replace filter and reassemble.

**Notice:** The information provided is based on the latest authoritative information available at press time. However, due to manufacturers' changes, and year and model variations, Hastings Premium Filters cannot be responsible for misapplications and instruction errors.



4400 East Highway 30 ■ P.O. Box 6006  
Kearney, NE 68848-6006  
PH: 800-887-8836 ■ FAX: 800-210-6906  
Internet: [www.hastingsfilter.com](http://www.hastingsfilter.com)