

CABIN AIR FILTER

IDENTIFICATION / INSTALLATION

GM

AF1284 / AFC1284

**Cadillac STS, XLR, XLR-V;
Chevrolet Corvette**



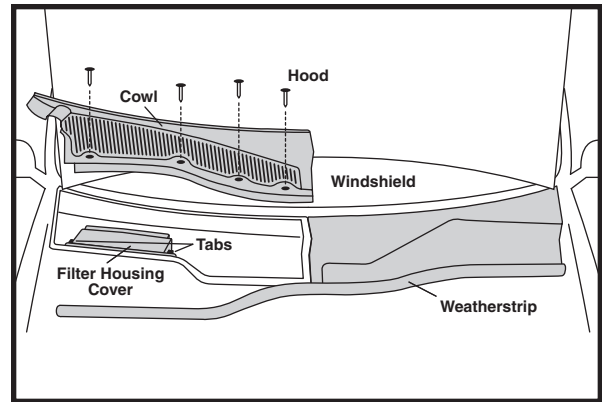
OE: 10345066

Fits: 2005-06 Cadillac STS
2004-09 Cadillac XLR
2006-09 Cadillac XLR-V
2005-on Chevrolet Corvette

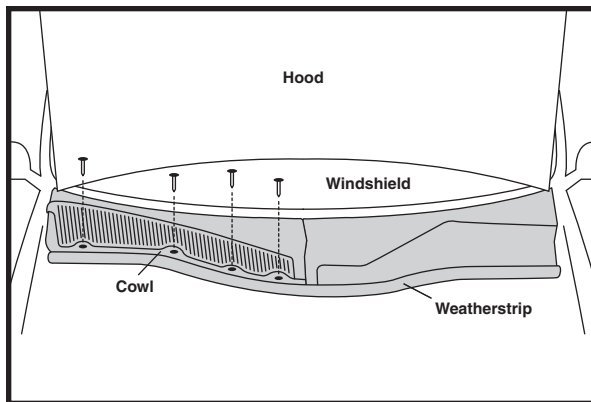
Size: 11 1/2 x 7 5/16 x 1 3/32
(292.1 x 185.7 x 27.8)

A. Gskt.: [1] Attached

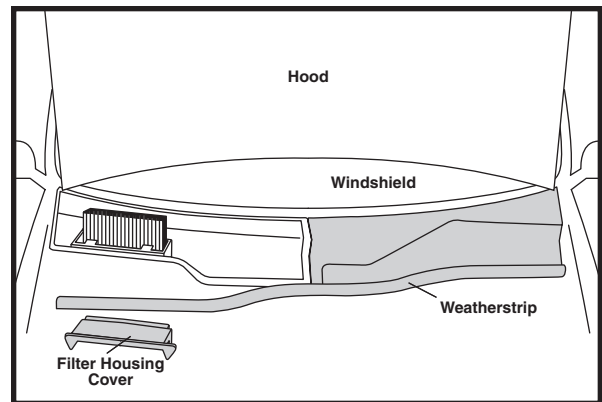
Note: Contains Charcoal Impregnated Media for Odor Control



5. Push in tabs to remove filter housing cover.



1. Open hood.
2. Pull back weatherstrip from passenger side of cowl.
3. Remove screws on passenger side of cowl.
4. Remove passenger side of cowl.



6. Replace filter and reassemble.

Notice: The information provided is based on the latest authoritative information available at press time. However, due to manufacturers' changes, and year and model variations, Hastings Premium Filters cannot be responsible for misapplications and instruction errors.



4400 East Highway 30 ■ P.O. Box 6006
Kearney, NE 68848-6006
PH: 800-887-8836 ■ FAX: 800-210-6906
Internet: www.hastingsfilter.com