

# CABIN AIR FILTER

## IDENTIFICATION / INSTALLATION

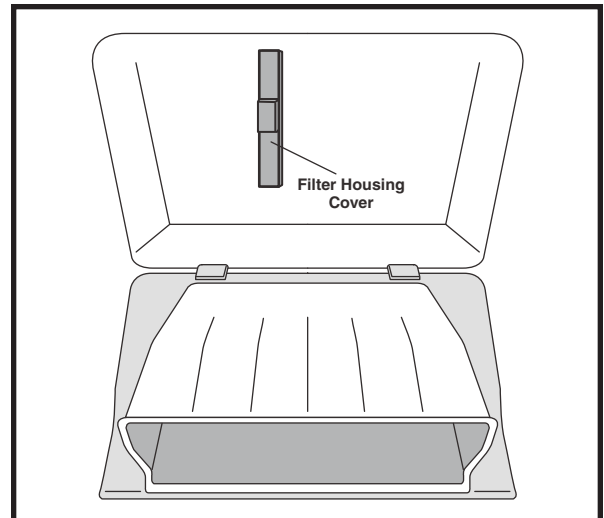
# IMPORTS

# AFC1288

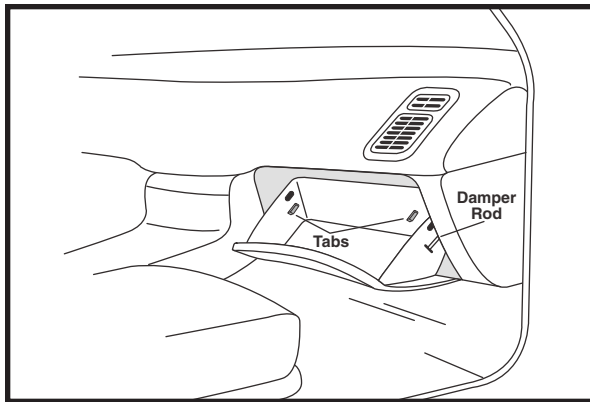
Hyundai Santa Fe, Sonata, XG350



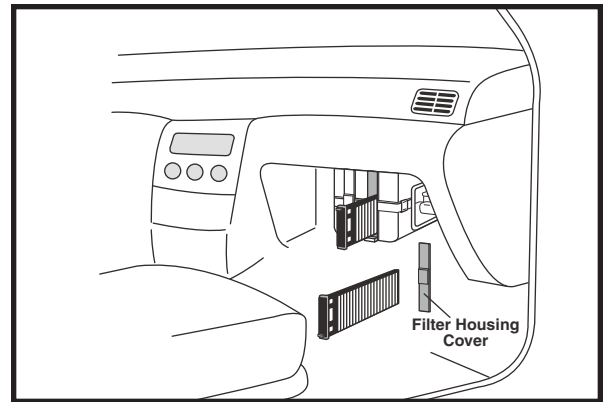
- OE:** 97619-3D000  
**Fits:** 2001-06 Hyundai Santa Fe  
2003-05 Hyundai Sonata, XG350  
**Size:** 10 1/8 x 3 7/8 x 1 1/2  
(257.2 x 98.4 x 38.1)  
**Note:** 2 Required per Vehicle (Sold as Set of 2)



5. Flip down glove compartment.
6. Remove filter housing cover.



1. Open passenger side door.
2. Open glove compartment.
3. Remove tabs to release glove compartment.
4. Detach damper rod from glove compartment.



7. Remove first filter.
8. Slide second filter up and then out.
9. Replace filters in reverse order and reassemble.

**Notice:** The information provided is based on the latest authoritative information available at press time. However, due to manufacturers' changes, and year and model variations, Hastings Premium Filters cannot be responsible for misapplications and instruction errors.



4400 East Highway 30 ■ P.O. Box 6006  
Kearney, NE 68848-6006  
PH: 800-887-8836 ■ FAX: 800-210-6906  
Internet: [www.hastingsfilter.com](http://www.hastingsfilter.com)