


CABIN AIR FILTER

IDENTIFICATION / INSTALLATION

IMPORTS

AFC1341

Infiniti QX56;
Nissan Armada, Pathfinder Armada, Titan

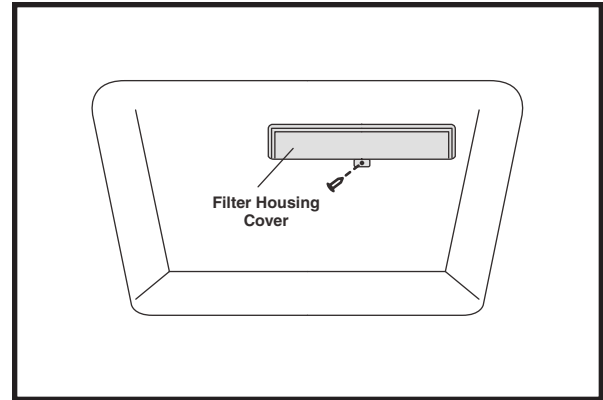


OE: 999M1-VP055

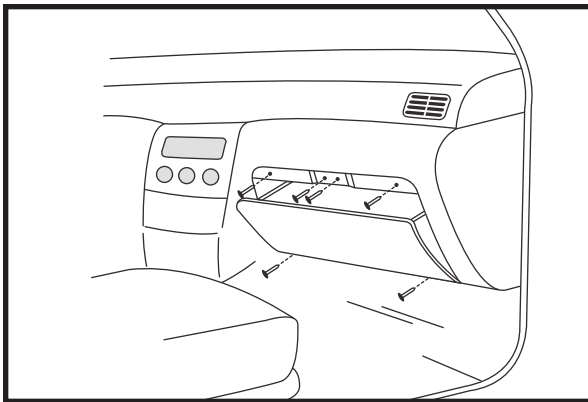
Fits: 2005-10 Infiniti QX56
2004-on Nissan Armada, Titan
2004 Nissan Pathfinder Armada

Size: 8 7/8 x 3 31/32 x 31/32
(225.4 x 100.8 x 24.6)

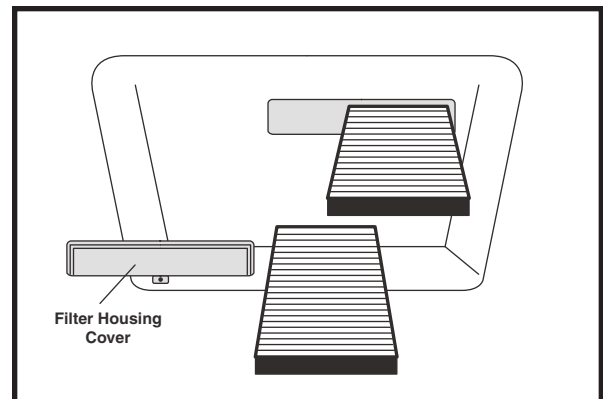
Note: 2 Required per Vehicle (Sold as Set of 2)



5. Remove screw on filter housing cover and remove filter housing cover.



1. Open passenger side door.
2. Open glove compartment.
3. Remove screws on glove compartment.
4. Remove glove compartment.



6. Remove first filter.
7. Slide second filter to the left and then out.
8. Replace filters in reverse order and reassemble.

Notice: The information provided is based on the latest authoritative information available at press time. However, due to manufacturers' changes, and year and model variations, Hastings Premium Filters cannot be responsible for misapplications and instruction errors.



4400 East Highway 30 ■ P.O. Box 6006
Kearney, NE 68848-6006
PH: 800-887-8836 ■ FAX: 800-210-6906
Internet: www.hastingsfilter.com