

CABIN AIR FILTER

IDENTIFICATION / INSTALLATION

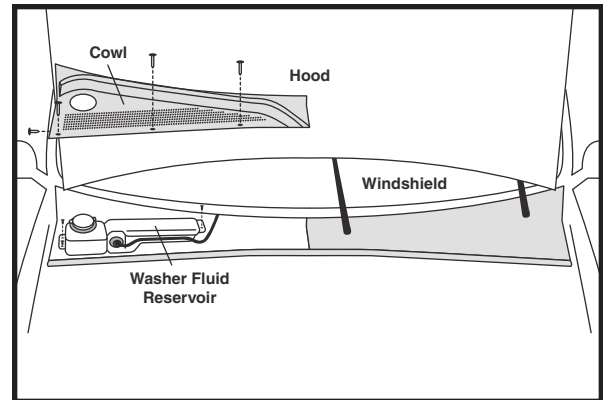
CHRYSLER

AFC1353

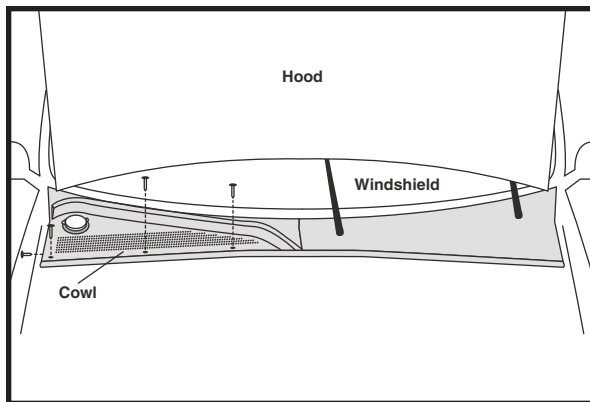
Chrysler PT Cruiser



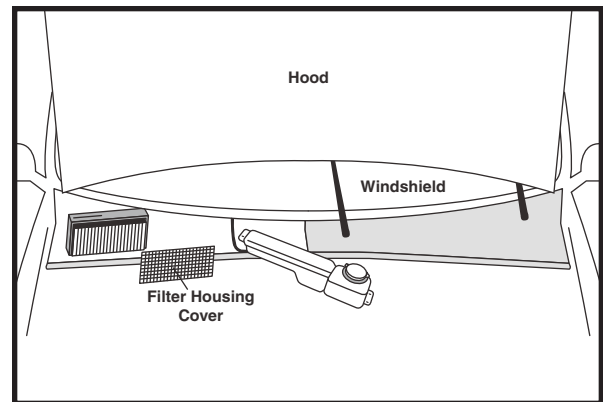
OE: 5058040AA, 82206886
Fits: 2001-on Chrysler PT Cruiser
Size: 9 1/32 x 4 17/32 x 1 3/16
(229.4 x 115.1 x 30.2)



5. Remove bolts from washer fluid reservoir.
6. Move washer fluid reservoir out of the way to access filter housing.



1. Place windshield wipers in upright position.
2. Open hood.
3. Remove screws on passenger side of cowl.
4. Remove passenger side of cowl.



7. Remove filter housing cover.
8. Replace filter and reassemble.

Notice: The information provided is based on the latest authoritative information available at press time. However, due to manufacturers' changes, and year and model variations, Hastings Premium Filters cannot be responsible for misapplications and instruction errors.



4400 East Highway 30 ■ P.O. Box 6006
Kearney, NE 68848-6006
PH: 800-887-8836 ■ FAX: 800-210-6906
Internet: www.hastingsfilter.com