


CABIN AIR FILTER

IDENTIFICATION / INSTALLATION

IMPORTS

AFC1355

**Audi A3, TT, TTS;
Volkswagen CC, City Golf, City Jetta, Eos, GLI, Golf, GTI, Jetta, Passat, R32,
Rabbit, Tiguan**



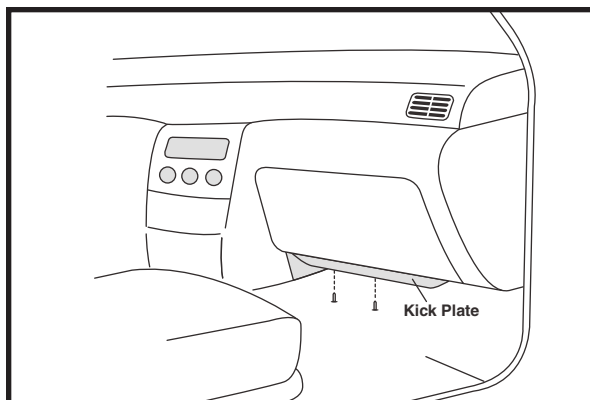
OE: 1K1819653A, 1K1819653B

Fits: 2006-on Audi A3, Volkswagen GTI, Passat
2008-on Audi TT, Volkswagen GLI
2009-on Audi TTS, Volkswagen CC,
City Golf, Tiguan
2006-09 Volkswagen City Jetta
2007-on Volkswagen Eos
2007, 2010 Volkswagen Golf
2005-on Volkswagen Jetta
2007-08 Volkswagen R32
2007-09 Volkswagen Rabbit

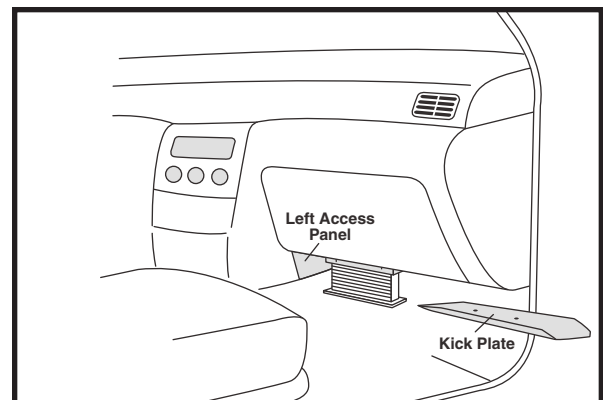
Size: 11 1/4 x (6 to 8 9/32) x 2 1/4
(285.8 x (152.4 to 210.3) x 57.2)

A. Gskt.: [1] Attached

Note: Contains Charcoal Impregnated Media for Odor Control



1. Open passenger side door.
2. Remove screws on kick plate located under glove compartment.



3. Remove kick plate.
4. Pull back left access panel to access filter.
5. Replace filter and reassemble.

Notice: The information provided is based on the latest authoritative information available at press time. However, due to manufacturers' changes, and year and model variations, Hastings Premium Filters cannot be responsible for misapplications and instruction errors.



4400 East Highway 30 ■ P.O. Box 6006
Kearney, NE 68848-6006
PH: 800-887-8836 ■ FAX: 800-210-6906
Internet: www.hastingsfilter.com