

CABIN AIR FILTER

IDENTIFICATION / INSTALLATION

CHRYSLER

AFC1372

Dodge Sprinter



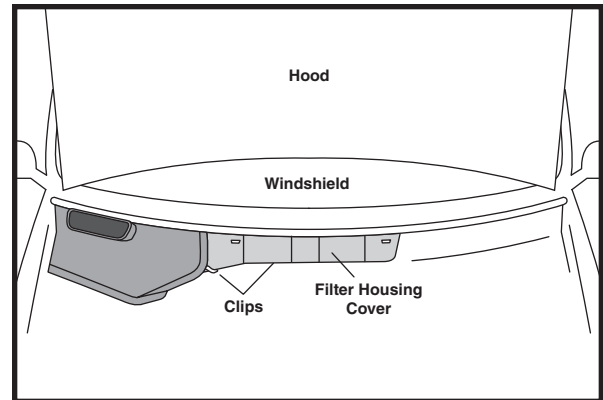
OE: 5103600AA

Fits: 2002-06 Dodge Sprinter

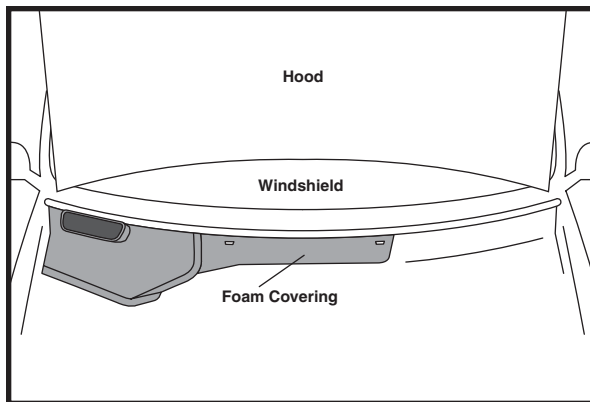
Size: 14 13/16 x 6 5/8 x 1 3/32
(376.2 x 168.3 x 27.8)

A. Gskt.: [1] Attached

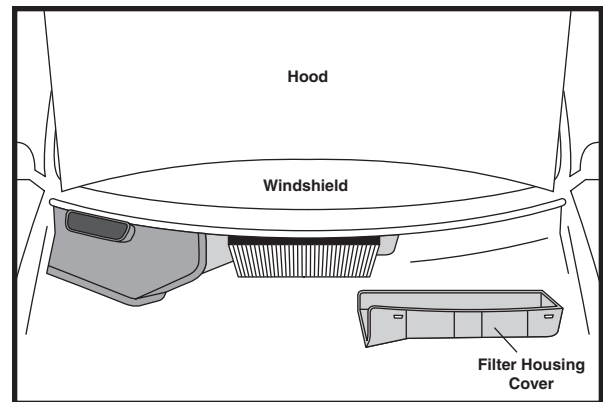
Note: Contains Charcoal Impregnated Media for Odor Control



3. Release clips in front and back of filter housing cover.
4. Slide filter housing cover to the right to remove.



1. Open hood.
2. Remove foam covering from filter housing cover.



5. Pull down filter to remove.
6. Replace filter and reassemble.

Notice: The information provided is based on the latest authoritative information available at press time. However, due to manufacturers' changes, and year and model variations, Hastings Premium Filters cannot be responsible for misapplications and instruction errors.



4400 East Highway 30 ■ P.O. Box 6006
Kearney, NE 68848-6006
PH: 800-887-8836 ■ FAX: 800-210-6906
Internet: www.hastingsfilter.com